

**20% COMPONENT OF THE IRA UTILIZATION
FOR THIRD QUARTER, CY 2017**

CITY GOVERNMENT OF VALENZUELA

page 1 of 2 pages

PROGRAM OR PROJECT	LOCATION	TOTAL COST	DATE STARTED	TARGET COMPLETION DATE	PROJECT STATUS		No. Of Extensions if any	REMARKS
					% OF COMPLETION	Total Cost Incurred to Date		
RESOLUTION 01-17								
ROAD NETWORKS		215,996,128.00						
1	F. Valenzuela from Decena to San Diego	21,556,436.89	4/17/2017	11/20/2017	34.87	7,516,551.95		package/bidding date
2	F. Valenzuela Street	4,866,753.89	6/9/2017	10/9/2017	99.80	4,857,037.49		CRN-021 / 03.14.2017
3	N. Urrutia Street	11,039,614.20	6/9/2017	11/30/2017	24.35	2,688,426.09		CRN-015 / 03.02.2017
4	A. Urrutia Street	6,033,185.95	4/14/2017	8/14/2017	-	-		CRN-015 / 03.02.2017
5	Mendoza Street	10,334,197.76	4/14/2017	9/30/2017	-	-		CRN-014 / 03.03.2017
6	Bukid 1	6,575,495.89	6/5/2017	11/5/2017	59.68	3,924,026.52		CRN-014 / 03.03.2017
7	Bukid Alley 1	1,917,591.27	6/5/2017	11/5/2017	55.30	1,060,495.55		CRN-009 / 02.28.2017
8	Bukid Alley 2	1,917,591.27	6/5/2017	11/5/2017	50.39	966,349.09		CRN-009 / 02.28.2017
9	Magnolia Extension	3,172,915.67	4/19/2017	9/20/2017	-	-		CRN-018 / 03.02.2017
10	Magnolia Street	3,450,151.32	5/25/2017	10/25/2017	83.74	2,889,115.71		CRN-011 / 03.02.2017
11	Ilang-Ilang Street	2,288,417.42	5/25/2017	10/25/2017	54.77	1,253,359.37		CRN-011 / 03.02.2017
12	Jasmin Street	4,163,795.64	5/25/2017	10/25/2017	77.38	3,222,012.87		CRN-011 / 03.02.2017
13	Kampupot Street	1,069,370.61	4/19/2017	9/19/2017	54.82	586,267.59		CRN-012 / 03.02.2017
14	Cadena de Amor Street	4,825,104.05	4/19/2017	9/19/2017	48.91	2,359,722.58		CRN-012 / 03.02.2017
15	Cadena de Amor Extension	1,281,469.84	7/3/2017	12/3/2017	93.91	1,203,419.51		CRN-013 / 03.02.2017
16	Cadena de Amor 1	3,268,367.94	7/3/2017	12/3/2017	69.38	2,267,740.52		CRN-013 / 03.02.2017
17	Gumamela Street	4,307,044.75	7/3/2017	12/3/2017	42.83	1,844,662.92		CRN-013 / 03.02.2017
18	Mabolo Street	4,372,479.67	4/17/2017	9/17/2017	-	-		CRN-013 / 03.02.2017
19	M. Marcos Street	607,936.59	6/6/2017	8/6/2017	-	-		CRN-004 / 02.28.2017
20	Access Road & Drainage along Maryland Vill ph.5	8,602,737.93	6/6/2017	10/6/2017	-	-		CRN-022 / 03.07.2017
21	Marcos Street	6,562,215.37	4/17/2017	9/17/2017	-	-		CRN-022 / 03.07.2017
22	Gaspar Street	4,973,153.65	4/14/2017	9/14/2017	54.12	2,691,700.07		CRN-006 / 02.28.2017
23	Baltazar Street	8,260,402.75	4/14/2017	9/14/2017	47.72	3,941,911.56		CRN-007 / 02.28.2017
24	Melchor Street	3,084,490.37	4/17/2017	9/17/2017	-	-		CRN-007 / 02.28.2017
25	A. Concepcion Street	1,638,382.43	5/29/2017	8/10/2017	-	-		CRN-006 / 02.28.2017

sub-total for page 1

130,169,303.12

43,272,799.39


**20% COMPONENT OF THE IRA UTILIZATION
FOR THIRD QUARTER, CY 2017**


CITY GOVERNMENT OF VALENZUELA

page 2 of 2 pages

PROGRAM OR PROJECT	LOCATION	TOTAL COST	DATE STARTED	TARGET COMPLETION DATE	PROJECT STATUS		No. Of Extensions if any	REMARKS
					% OF COMPLETION	Total Cost Incurred to Date		
RESOLUTION 01-17								
ROAD NETWORKS								
26	A. Mariano Road	14,059,836.85	4/21/2017	10/21/2017	56.04	7,879,283.21		package/bidding date
27	Construction Of Dike at Bisalao Creek, CKV	3,646,989.11	4/21/2017	7/5/2017	14.88	542,810.05		CRN-008 / 02.28.2017
28	Gold Eagle	2,809,740.39	4/11/2017	7/11/2017	50.81	1,427,545.85		CRN-016 / 03.02.2017
29	Diverside	3,653,393.13	4/11/2017	8/11/2017	46.56	1,700,855.50		CRN-016 / 03.02.2017
30	Graceland Road	560,296.04	4/11/2017	5/11/2017	-	-		CRN-016 / 03.02.2017
31	BCL Compound	4,592,311.28	4/11/2017	8/11/2017	58.21	2,672,976.87		CRN-016 / 03.02.2017
32	N. De Galicia Interior	5,523,493.22	4/17/2017	10/17/2017	-	-		CRN-006 / 02.28.2017
33	Bahayang Pag-Asa Covered Court (MPB)	11,246,815.99	4/17/2017	10/17/2017	51.41	5,781,505.85		CRN-023 / 03.07.2017
34	Lower Tamaraw	8,857,276.79	4/19/2017	9/30/2017	50.89	4,507,598.57		CRN-010 / 03.02.2017
35	Tamaraw Hills (additional)	2,979,671.40	5/3/2017	8/3/2017	-	-		CRN-017 / 03.02.2017
36	Pag-asa Street	5,435,148.16	6/9/2017	9/6/2017	-	-		CRN-024 / 03.07.2017
37	Doña Marciana, Tulip Road	3,288,302.19	6/2/2017	9/3/2017	-	-		CRN-025 / 04.04.2017
38	Doña Marciana, Sampaguíta Road	4,206,426.02	6/2/2017	9/3/2017	-	-		CRN-025 / 04.04.2017
39	La Mesa Vile (HOA)	1,029,917.14	5/3/2017	7/3/2017	99.37	1,023,453.22		CRN-019 / 04.04.2017
sub-total for page 2		71,889,617.71				25,536,029.12		
GRAND TOTAL		202,058,920.83				68,808,828.51		
UNAPPROPRIATED		13,937,207.17						

We hereby certify that we have reviewed the contents and hereby attest to the veracity and correctness of the data or information contained in this document.


PIA FEBES P. AQUINO
 Acting City Budget Officer


REX Gatchalian
 City Mayor

**20% COMPONENT OF THE IRA UTILIZATION
FOR THIRD QUARTER, CY 2017**

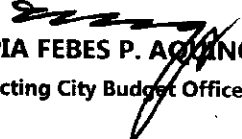
CITY GOVERNMENT OF VALENZUELA


page 1 of 1 page

PROGRAM OR PROJECT	LOCATION	TOTAL COST	DATE STARTED	TARGET COMPLETION DATE	PROJECT STATUS		No. Of Extensions if any	REMARKS
					% OF COMPLETION	Total Cost Incurred to Date		
RESOLUTION 02-17								
ROAD NETWORKS								
1	Box Culvert with detachable cover at Libis-Denver							package/bidding date
	Service Road	Canumay E.	2,289,925.76	for post qua		-		PRN-201 / 10.26.2017
2	Repair of MPB at Luis Francisco Subdivision	Veinte Reales	1,291,684.41	for post qua		-		CRN-088 / 10.24.2017
3	Improvement of Yantukan Street	Pasolo	6,816,228.87	for post qua		-		CRN-087 / 10.24.2017
4	Improvement of B. Garcia Street	Bisig	1,998,889.12	for post qua		-		CRN-088 / 10.24.2017
5	Site Development of Disiplina Village	Bignay	999,744.32	for post qua		-		CRN-088 / 10.24.2017
6	Additional Works Road and Drainage	Canumay W.	649,998.33			-		
sub-total for page 2			14,046,470.81					
GRAND TOTAL			14,046,470.81			-		-

UNAPPRORIATED

We hereby certify that we have reviewed the contents and hereby attest to the veracity and correctness of the data or information contained in this document.


PIA FEBES P. AQUINO
 Acting City Budget Officer


REX Gatchauman
 City Mayor

indnjc

filename: #dlgrequirement